

The Paddock Saddlery Newsletter

8574 East Washington Street, Chagrin Falls, Ohio 44023 440-543-0631 www.paddocksaddlery.com

February 2010

Vol II Issue 1

STORE CALENDAR

- Feb. 2-14: Edgewood Sale
- Feb 28: Kid's Sunday Matinee!
- Mar 21: Free Workshop for parents
"So Your Child Wants to Ride"
- May 2: Memorial Service for
Gretchen Singleton at Fieldstone
Farm

Get more information online at
www.paddocksaddlery.com !


February's
Treat of the Month:

**Valentine
Paddies!**

Sign up for our
Treat of the Month Club!! !



Kid's Sunday Matinee



Sunday, February 28, 2010

2:15 pm

Bring your favorite "movie
watching" stuff - sleeping bag,
slippers, sit-upon... and settle in for
a great classic horse movie!

Great time for Bella Sara trading too!!

Free Refreshments

Adult supervision needed.

Your saddle pad could make the difference!

By Carey Smith

It's that time of year. You feel it...dry scratchy skin, dry hair that stands on end with static electricity. Your horse feels it too and his coat really shows it - especially after his winter clipping. Baths are all too few and far between, and winter can be very hard on a horse's skin and coat. Blankets and saddle pads can make it much worse. Horse dander, horse hair and sweat build up after repeated use. It causes pilling in the fabric and rubs on the back. Dry, clipped hair is particularly susceptible to this.

Saddle pads need to be washed regularly with **mild** detergent and **rinsed thoroughly** and checked periodically for rough or worn spots. (There are a number of special cleaners recommended by the pad manufacturers such as *Melp*, *Eqyss Wrap & Blanket Wash*, *Leather Therapy Laundry Solution* to name a few.) If the pad has rubbed spots or any sign of an uneven surface that doesn't wash out and "fluff" back up, it is time to replace it.

Rubbed or balding spots on your horses back are signs that something is not quite right. Of course it could be the saddle or possibly the blanket (we'll discuss those in a different article) but the saddle pad is an easy piece of the puzzle to check and replace if need be. You'll want to be sure your saddle pad is the correct shape for your saddle and your horse. A pad contoured for the back which shapes up at the withers is always what I recommend. A poor quality or poorly fitting pad can cause pressure soreness or painful rubbing across the withers or spine.



A poorly-shaped pad



A well-shaped pad!

....continued on back....

Product Feature:

Pikeur Luciana Fullseat Breech

A Pikeur favorite is back, Now updated with more colors, improved fit and comfort!

The Luciana is designed with a modified straight cut with an elastic waist insert – just like the Cathy – only better!



Made of Pikeur's PrestigeMicro 2000 Plus microfiber.

Available in White, Black, Bronze, Chocolate and Natural/Fango contrast.


...Saddle Pads, Continued...

A good pad should meet the following guidelines:

- ✓ It should have a High cut withers and should follow the curve of your horse's spine and fit into the gullet channel of the saddle.
- ✓ It should be large enough and match the shape of the saddle flaps.
- ✓ It should be long enough and wide enough that the saddle panels do not sit on the outer edges, seams or weltings.
- ✓ It should be completely even in consistency without lumps, bumps or wear or pilling on the underside (even the smallest grit can feel like a painful thorn after an hour's work).
- ✓ It will allow heat and moisture to wick away from the horse's back.

Unfortunately, there are some discomforts our horses experience during the winter months that are beyond our control but keeping them comfortable with a clean and functional saddle pad should not be one of them. The next time you pull your saddle off the rack and head to the cross ties stop for a moment to pull the saddle pad out from under and take a quick check. Your horse will thank you!

Give us a call (440-543-0631) or send an email to us at: info@paddocksaddlery.com if you have questions or concerns about your saddle pad fit (or saddle or blanket fit). We have many quality saddle pads we can recommend depending on your issue or circumstance.



A lovely horse is always an experience.... It is an emotional experience of the kind that is spoiled by words.
~Beryl Markham

My Shopping List:

Recommended Products:



MELP

Designed for Mattes Sheepskin Pads, but works equally well on other fleece, as well as everyday pads.




EQYSS Micro-Tek Wrap & Blanket Wash

Eqyss Micro-Tek Blanket & Wrap Wash is perfect for all of your horse laundry! Detergent free, it does not irritate skin, will not remove the waterproof barrier on your turnout blankets, and is especially effective on fleece! Being Micro-Tek, it is anti-microbial, and stops the spread of various cooties! Special enzymes remove odors and brighten colors. Environmentally friendly and non-toxic!



Leather Therapy Laundry Solution

Clean and condition leather, fabric and sheepskin items in your washing machine! Restore the soft feel of suede or smooth leather chaps and full seat leather breeches.



The Paddock Saddlery
8574 East Washington St.
Chagrin Falls, OH 44023

440-543-0631

www.paddocksaddlery.com

Store Hours:

Mon	Closed
Tues	10am - 6:30pm
Wed	10am - 6:30pm
Thurs	10am - 8:00pm
Fri	10am - 6:30pm
Sat	10am - 5:00pm
Sun	1pm - 5:00pm

The Paddock Saddlery ~ Your Smart Choice for Service, Selection & Value since 1986!